

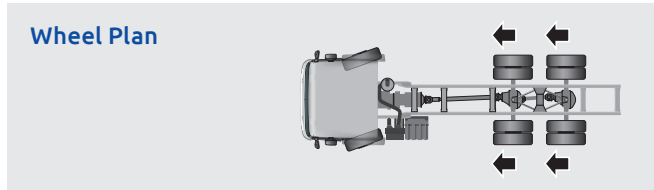
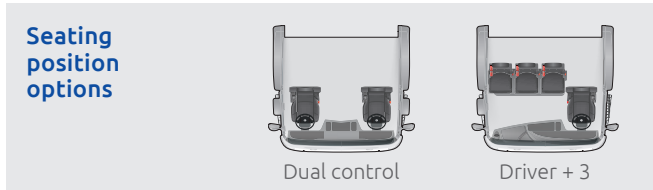
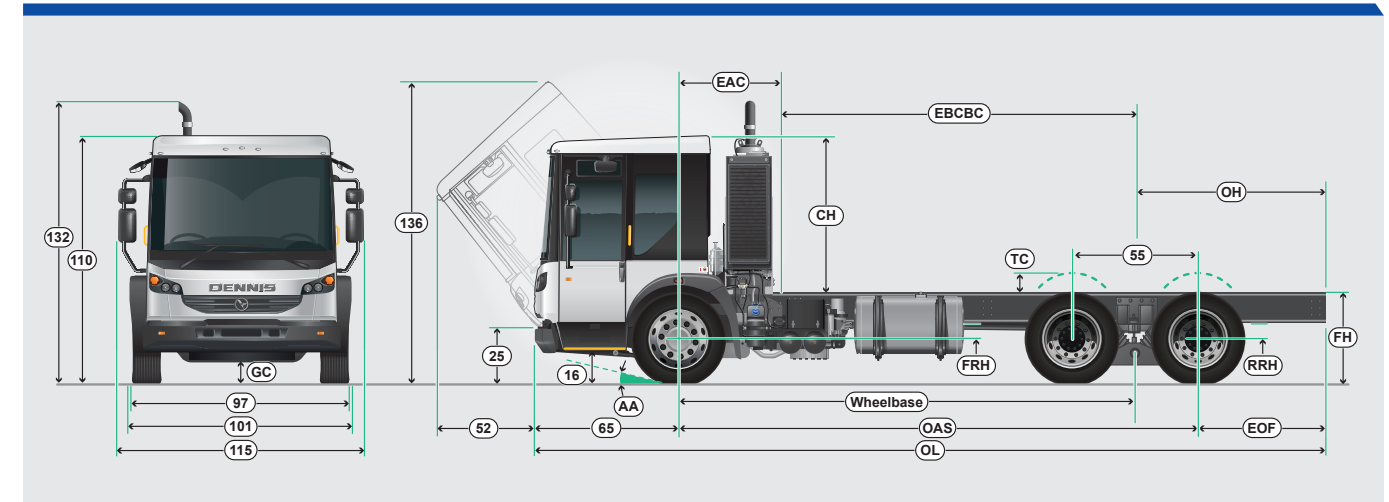
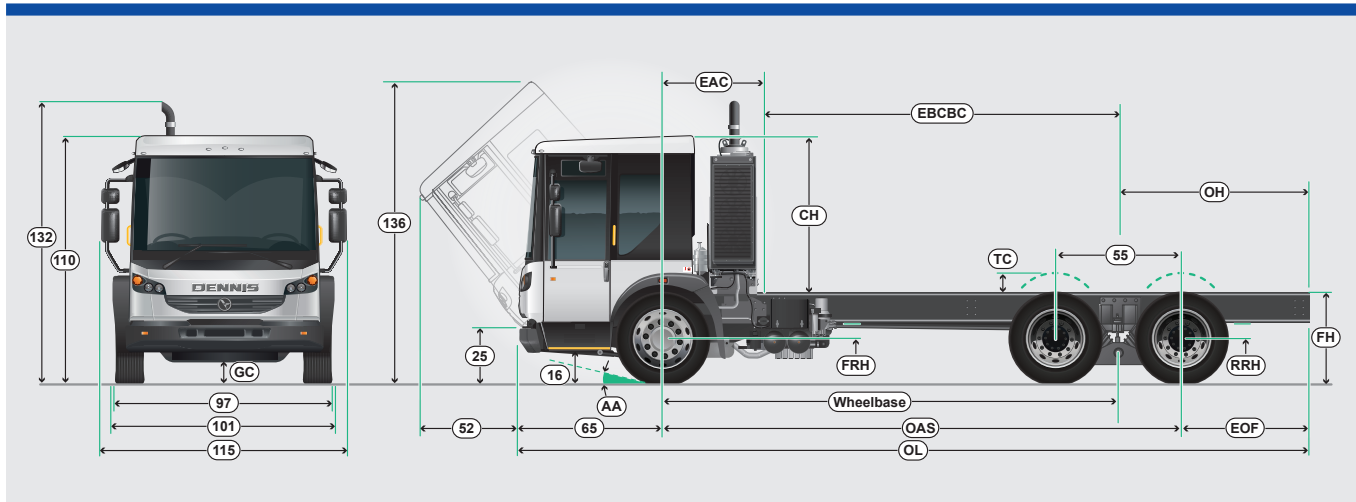


# ProView 6x4 - Dual Control/LHS

CNG

# ProView 6x4 - Dual Control/LHS

DIESEL



Wheelbase		181"	193"	205"	230"
OAS	Outer axle spread	208"	220"	232"	257"
OL	Overall length	333"	345"	357"	382"
EAC	Effective axle 1 to back of cab	43"	43"	43"	43"
EBBC	Effective bumper to back of cab	108"	108"	108"	108"
EBCBC	Effective back of cab to bogie centre	138"	150"	162"	187"
OH	Frame overhang from bogie centre	86"	86"	86"	86"
EOF	End of frame from rear axle	59"	59"	59"	59"
AA	Approach angle	14.5 degrees	14.5 degrees	14.5 degrees	14.5 degrees
GC	Ground clearance	9"	9"	9"	9"
FH	Chassis frame height	42"	42"	42"	42"
TC	Tire clearance (minimum)	10"	10"	10"	10"
CH	Cab height from frame	69.5"	69.5"	69.5"	69.5"
FRH	Front ride height	7"	7"	7"	7"
RRH	Rear ride height	7"	7"	7"	7"
TC W-W	Turning circle (wall to wall), ft #	64.7'	68.2'	72.8'	78.7'
TC C-C	Turning circle (curb to curb), ft ##	58.7'	62.1'	66.7'	72.7'
GVWR	Maximum plated vehicle weight	61700 lbs	61700 lbs	61700 lbs	61700 lbs
	Front axle maximum weight	20000 lbs	20000 lbs	20000 lbs	20000 lbs
	Rear axles maximum weight	44000 lbs	44000 lbs	44000 lbs	44000 lbs
	Unladen vehicle weight <sup>5</sup>	17935 lbs	17959 lbs	18047 lbs	18245 lbs
	Front axle unladen weight	10291 lbs	10302 lbs	10333 lbs	10460 lbs
	Rear axles unladen weight	7644 lbs	7657 lbs	7714 lbs	7785 lbs

Wheelbase		181"	193"	205"	230"
OAS	Outer axle spread	208"	220"	232"	257"
OL	Overall length	333"	345"	357"	382"
EAC	Effective axle 1 to back of cab	43"	43"	43"	43"
EBBC	Effective bumper to back of cab	108"	108"	108"	108"
EBCBC	Effective back of cab to bogie centre	138"	150"	162"	187"
OH	Frame overhang from bogie centre	86"	86"	86"	86"
EOF	End of frame from rear axle	59"	59"	59"	59"
AA	Approach angle	14.5 degrees	14.5 degrees	14.5 degrees	14.5 degrees
GC	Ground clearance	9"	9"	9"	9"
FH	Chassis frame height	42"	42"	42"	42"
TC	Tire clearance (minimum)	10"	10"	10"	10"
CH	Cab height from frame	69.5"	69.5"	69.5"	69.5"
FRH	Front ride height	7"	7"	7"	7"
RRH	Rear ride height	7"	7"	7"	7"
TC W-W	Turning circle (wall to wall), ft #	64.7'	68.2'	72.8'	78.7'
TC C-C	Turning circle (curb to curb), ft ##	58.7'	62.1'	66.7'	72.7'
GVWR	Maximum plated vehicle weight	61700 lbs	61700 lbs	61700 lbs	61700 lbs
	Front axle maximum weight	20000 lbs	20000 lbs	20000 lbs	20000 lbs
	Rear axles maximum weight	44000 lbs	44000 lbs	44000 lbs	44000 lbs
	Unladen vehicle weight <sup>5</sup>	18535 lbs	18559 lbs	18647 lbs	18845 lbs
	Front axle unladen weight	10241 lbs	10252 lbs	10283 lbs	10410 lbs
	Rear axles unladen weight	8294 lbs	8307 lbs	8364 lbs	8435 lbs

# Dimension shown is for steer wheels, add approximately 2.5" for alloy wheels.  
 ## Dimension shown is for steer wheels, add approximately 2.65" for alloy wheels.  
<sup>5</sup> Alloy wheels reduce unladen weight by 695 lbs (front axle by 68 lbs, rear axles by 627 lbs).

# Dimension shown is for steer wheels, add approximately 2.5" for alloy wheels.  
 ## Dimension shown is for steer wheels, add approximately 2.65" for alloy wheels.  
<sup>5</sup> Alloy wheels reduce unladen weight by 695 lbs (front axle by 68 lbs, rear axles by 627 lbs).